

# HARDING ORCHESTRA

*Our goal in the Harding Middle School Orchestra is to improve each student's ability to play, perform, and collaborate on their instrument through individual and group music making opportunities.*

Joyce Beyer | [joyce.beyer@dmschools.org](mailto:joyce.beyer@dmschools.org) | Orchestra director at North and Harding

---



## COURSE EXPECTATIONS

**On a daily basis, students in all orchestras are expected to be....**

- ✓ **COLLABORATIVE** Students will work in large and small groups every day of class. Students will need to interact positively with each other and work together to keep our classroom safe, clean, and productive.
- ✓ **PROFESSIONAL** Students must be on time for class are expected to bring their instrument, music, and a pencil to class every day. Students are expected to quickly unpack their instrument and warm up at their seat until the teacher signals the start of class. Students need to be responsible for communicating important performance dates and times home to their families and/or employers.
- ✓ **RESPECTFUL** Students will show respect by listening to their fellow students and supporting each other as they learn and grow as musicians. Our classroom is a safe space to take risks and be creative, and no put-downs or bullying will be allowed. Students will show respect to our classroom and orchestra program by only touching their own instrument (unless instructed otherwise by a teacher) and helping to keep all instruments and equipment safe. Students will show respect to their teacher by keeping electronics put away, following directions, and staying focused on rehearsal activities.

**PLEASE NOTE:** In order to participate in class, STUDENTS MUST HAVE THEIR INSTRUMENT. Students must bring their instrument to class EVERY DAY. If a student forgets their instrument, they may be assigned a graded writing assignment documenting the work missed during class.

## INSTRUMENT REQUIREMENTS

**In order to participate in orchestra, each student must have an instrument.** If you do not own your own instrument yet or cannot rent an instrument on your own, **you can be assigned a school instrument.** There is a limited number of school instruments available. Because of this, students may not get their first choice of instrument. The Des Moines Public Schools district may charge a \$50.00 fee per year to use a school instrument. If your family qualifies for free or reduced fees, this charge is waived. If you need help filling out the paperwork for this, please contact North High School at 242-7200 or email Mrs. Beyer at [joyce.beyer@dmschools.org](mailto:joyce.beyer@dmschools.org).

To use a school instrument at any time throughout the year:

- Students must be enrolled and regularly attending Harding Orchestra (including concerts)
- Students must take care of the instrument, accessories, and case
- Students must have the instrument rental form signed and returned to Mrs. Beyer

**STUDENTS MAY NOT USE INSTRUMENTS THAT ARE NOT ASSIGNED TO THEM** unless given specific permission by the teacher. Students and families are financially responsible for any damage or loss while they are using a school instrument. This includes broken strings. Replacement strings may be purchased by the family at a local music store, or by bringing \$10.00 to the Harding Office in an envelope labeled "Harding Orchestra." If severe damage or loss of an instrument occurs, families may no longer be able to use a school instrument. Normal "wear and tear" is covered by the district.

# LEARNING TARGETS / GRADING

All students are graded on the following Des Moines Public Schools Orchestra Learning Targets:

| INTONATION  | RHYTHM  | TONE/<br>ARTICULATION  | ENSEMBLE SKILLS   | PERFORMANCE SKILLS   |
|---|---|--|---|--|
| Student differentiates and demonstrates finger patterns with correct notes and intonation as they apply to grade appropriate string literature. | Student differentiates and demonstrates note and rest values as they apply to grade appropriate string literature | Student differentiates and demonstrates articulations and markings with a consistent and characteristic tone as they apply to grade appropriate string literature. | Student identifies and executes required rehearsal etiquette.<br>Student makes decisions and problem solves individually, in small groups, and in large ensembles to develop and refine artistic work for presentation. | Student identifies and executes required performance etiquette.<br>Student analyzes and evaluates both ensemble and individual performances. |
| How it is graded:<br><br>- Playing tests<br>- Written work  | How it is graded:<br><br>- Playing tests<br>- Written work  | How it is graded:<br><br>- Playing tests<br>- Written work   | How it is graded:<br><br>- Daily Rehearsal<br>- Sectional Rehearsals  | How it is graded:<br><br>- Concerts<br>- Concert Reviews   |

Students will be graded on these learning targets based on their PHASE of learning. Phases are created to give each student the opportunity to grow, regardless of their starting point. Students are not penalized for being at a beginner level, but are expected to make goals and improve over the course of the year. If you see a number in infinite campus under “PHASE,” this is not a grade, it is the student’s level of playing.

## Definition of grades:

| 0  | 1 (NM)  | 1.5 (NM)  | 2 (PT)   | 2.5 (PT)  | 3 (AT)  | 3.5 (ET)   | 4 (ET)  |
|--|---|---|--|---|---|--|---|
| No evidence<br><br>Turns in to an F/IE at the end of the semester. | Student can identify less than half of the required tasks, and cannot describe or perform them adequately in the context of the music | Student can identify at least half of the required tasks, but cannot describe or perform them adequately in the context of the music. | Student can identify and describe all required tasks, but can only perform less than half of the required tasks in the context of the music. | Student can identify and describe required tasks and can perform at least half of the required tasks in the context of the music. | Student can identify, describe, and perform the required tasks in the context of the music without issue. | (Ensemble Skills and Performance Skills only)<br>Student shows they are beyond proficiency though some Orchestra Hours and/or additional Performances. | (Ensemble Skills and Performance Skills only)<br>Student shows they are beyond proficiency though completing all Orchestra Hours and/or additional Performances. Student also leads sectional rehearsals and assists students working toward proficiency. |

Assessments and graded bodies of evidence will be pulled from the music that students rehearse in class every day in large group rehearsal and small group sectionals, as well as from individual and group performances. If a student misses an assessment or body of evidence for any reason, it is their responsibility to communicate with Mrs. Beyer to finish and turn in a make-up assignment or request to re-take an assessment.

If a student would like extra help on any of their music, they can contact Mrs. Beyer to set up a lesson time after school.


# CONCERT DATES


**Concerts in BOLD are graded bodies of evidence.**


*If a student misses a concert for any reason, they are responsible for completing and turning in the make-up assignment.*

*Students who attend concerts are eligible for orchestra reward activities.*

| DATE  | TIME  | LOCATION  | EVENT   |
|---|---|---|---|
| <b>Tuesday,<br/>December<br/>10<sup>th</sup></b>      | <b>Students arrive: 6:30<br/>Concert starts: 7:00</b><br><br>Should last approximately 45 minutes.  | <b>HARDING<br/>MIDDLE<br/>SCHOOL<br/>Auditorium</b> | <b>Winter Orchestra Concert</b><br><i>Students will perform with their grade level orchestra on music they have been preparing since the beginning of school.<br/>Concert dress code is all black.</i>  |
| December 19 <sup>th</sup>                             | During the school day<br>(7 <sup>th</sup> /8 <sup>th</sup> grade only)  | Northside Community                                 | 7 <sup>th</sup> /8 <sup>th</sup> Grade Orchestra Tour<br>Students who attended the December 10 <sup>th</sup> concert will have the reward of touring around the community and playing for community members!  |
| <b>Tuesday,<br/>February<br/>18<sup>th</sup></b>      | <b>Students have individual<br/>times assigned 3:30-7:00</b><br><br>Students should arrive 10 minutes before their assigned time, and may leave as soon as they finish playing. | <b>HARDING<br/>MIDDLE<br/>SCHOOL</b>                | <b>Harding Orchestra Solo Festival</b><br><i>Students will have an assigned solo that they will have worked on for several months. They will get the opportunity to perform for another teacher and get constructive feedback on how they can improve.</i>  |
| March 10 <sup>th</sup><br>(All City<br>Students Only) | 7:30 am - 9:00 am   | NORTH HIGH<br>SCHOOL                                | Northside All City Workshop<br><i>Students in the Harding Band, Orchestra and Choir will go to North High School for a morning of practicing their All City music</i>   |
| March/April<br>TBD<br>(All City<br>Students Only)     | Students leave school at noon, concert begins at 7:00 pm  | Iowa State<br>Fairgrounds<br>Jacobsen Building      | <b>DMPS Middle School All City Festival<br/>SELECT STUDENTS ONLY</b><br><i>10 students with perfect concert attendance will be selected to represent Harding at this event. These students will be required to attend extra rehearsals and will miss half a day of school to travel to the Iowa State Fairgrounds and perform with students from across the district.<br/>Concert dress is all black.</i> |
| <b>Wednesday,<br/>April 29<sup>th</sup></b>           | <b>Students arrive: 6:30<br/>Concert starts: 7:00</b><br><br>Should last approximately 80 minutes.  | <b>NORTH HIGH<br/>SCHOOL<br/>Auditorium</b>         | <b>Northside Orchestra Concert</b><br><i>Students will perform with their grade level orchestra on music they have been preparing during their second semester.<br/>Concert dress code is all black.</i>  |
| Thursday,<br>May 21 <sup>st</sup>                     | Evening, TBD  | HARDING<br>MIDDLE SCHOOL                            | <b>Harding Bash</b><br><i>Chamber orchestra students will perform in the Harding Courtyard for Harding families</i>   |

 NorthOrchestra

 NorthsideOrchestra

 NorthsideOrchestras

Joyce.Beyer@dmschools.org

Students work toward our three main performances throughout the entire year. Much of our class time is spent learning the music that we are performing for these concerts. Please make sure to save the concert dates ahead of time and join your student for the concert – they work HARD, and having family in the audience makes the performance even more special. If transportation is an issue for your family, please communicate with Mrs. Beyer ahead of time so she can help set up a car pool.

# CONCERT DRESS CODE

Concerts are an amazing opportunity for students to perform in front of an audience and represent our Harding Orchestra. We have a Harding Concert Dress Code in order to make concerts look even MORE professional than a normal school day. North High School Orchestra's concert dress code is all black. If your student would like to prepare for high school, all black is recommended.

| TOPS ALLOWED  | BOTTOMS ALLOWED                                      | SHOES ALLOWED                                       | Things NOT allowed   |
|---|--|---|--|
| -Harding Polo<br>-Solid black shirt<br>-Solid white shirt | -Solid black pants/skirt<br>-Solid khaki pants/skirt | School appropriate shoes<br>(dark colors preferred) | - Leggings<br>- Jeans<br>- Hoodies, sweat pants, sweat shirts<br>- Shirts with words, writing, or pictures<br>- Colors beyond white, black, or khaki |

## CONCERT MAKE – UP ASSIGNMENT

The grade for a concert goes into the Des Moines Public Schools Orchestra Topic of “Performance Skills,” which require a student to demonstrate proficiency by being prepared, present, and performing at the appropriate time for performances. Students who cannot attend a concert for any reason will be given the opportunity to make up the graded part of the performance so that they do not have a zero.

Graded parameters of the concert include:

- Student arrives on time with required materials and in required concert dress code
- Student demonstrates proper performance etiquette
- Student performs as a member of their grade level orchestra (or solo for solo festival)
- Student completes a written review of their performance

**In order to be considered an authentic make-up performance, student must complete the following:**

- **Student performs in front of a live audience (at home or at school)**
- **Student performs all of their orchestra concert music on their orchestra instrument (or solo on their instrument if solo festival is missed)**
- **Concert is recorded (via Flipgrid) and turned in to teacher to show performance etiquette (or done in front of teacher/class)**
- **Student completes a concert review for their make-up performance**

## FLIP GRID / PLAYING TESTS

All playing tests will be recorded and turned in through Flipgrid. Flipgrid is an online educational tool that allows students to submit videos securely to a teacher. Videos are only viewable by Mrs. Beyer. Flipgrid can be used by downloading the FREE app or by going to [www.flipgrid.com](http://www.flipgrid.com) and entering the class code (below). Students can record themselves playing (making sure their entire left and right arms/hands are visible) and review the recording before submitting. Students will be given some class time to practice and turn in playing tests, but may also record and submit at home. If students do not use the given class time to submit their test, they will be expected to record and submit at home. If needed, students will be allowed to use a school computer during class.

| Section    | 6 <sup>th</sup> Grade A Day | 6 <sup>th</sup> Grade B Day | 7 <sup>th</sup> Grade A Day | 7 <sup>th</sup> Grade B Day | 8 <sup>th</sup> Grade A Day | 8 <sup>th</sup> Grade B Day |
|------------|-----------------------------|-----------------------------|-----------------------------|-----------------------------|-----------------------------|-----------------------------|
| Class Code | Harding6a                   | harding6b                   | harding7a                   | harding7b                   | harding8a                   | harding8b                   |

---

After reading the syllabus, please sign below and return to Mrs. Beyer

DUE: September 6<sup>th</sup>, 2019

I have read the attached syllabus for Harding Middle School Orchestra, including Course Expectations, Learning Topics/Grading, Concert Dates, Concert Dress Code, and Instrument Requirements. I understand that Orchestra is a full year commitment, and that all add/drop requests during the year require a conversation with Mrs. Beyer. I will contact her by phone or email with any questions or concerns throughout the school year.

**Do you need a school instrument? (all families must choose one of these options)**

\_\_\_\_\_ **NO.** *We will provide our own instrument for our student.*

\_\_\_\_\_ **YES.** *We do not have an instrument for our student. We read all of the information under "Instrument Requirements." We understand that school instruments are limited and that our student may not get their first choice of instrument.*

Student name: \_\_\_\_\_

Parent/Guardian signature: \_\_\_\_\_

Anything else you would like Mrs. Beyer to know: