

# **HOW TO LOG ON TO INFINITE CAMPUS AS A STUDENT**

# WHY DO I HAVE TO KNOW THIS?

- Infinite Campus is the information system through the district that hold your individual school records.
- As you continue to grow older you will be asked to become more independent in your school work, this is a great sign of being professional. Knowing how to access this information will be expected of you.
- At Harding, we are going to be looking at this information often in order to help you gain an understanding of your educational growth and become more professional!

# FIRST STEPS

1. Using Google Chrome go to dmschools.org
2. Click on the Students heading at the top of the page!

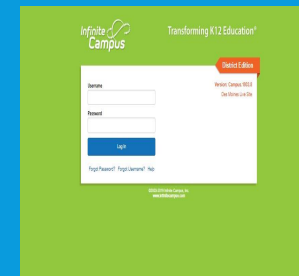


# IF YOU ARE USING YOUR PHONE

1. Go to the App store and get the Infinite Campus App for Students!




2. Once it is downloaded Click on the Icon.
3. It will ask you to put in your school district and state.
4. Enter: Des Moines Independent as the district and choose Iowa as the state.
5. You should see a log in screen like this!



6. Now wait until we get to the log in directions!!!!

# USING THE COMPUTER!




Students


Our greatest asset is you: one of more than 32,000 students who attend Des Moines Public Schools.

Here is information on academics and activities as you progress towards graduation.

- [Athletics](#)
- [Campus Crime Stoppers](#)
- [Canvas](#)
- [Career/Tech Education](#)
- [CIML Sports](#)
- [Code of Conduct](#)
- [DART Student Ridership](#)
- [Des Moines Public Library](#)
- [Graduation Requirements](#)
- [Course Catalog \(2018-19\)](#)
- [Course Catalog \(2019-20\)](#)
- [Infinite Campus](#)
- [Library Resources](#)
- [March 2 Success](#)
- [Moodle](#)
- [School Handbooks](#)
- [School Menus](#)
- [SRI Assessments](#)



Click here for information on graduation requirements of the high schools at DMPS. ▶



Click here to access your Infinite Campus

A red arrow points from the 'Infinite Campus' link in the list to the Infinite Campus logo.

You will see two different places you can click to get to the Infinite Campus (IC) log in page. Choose one and click!

# LOGGING IN

## COMPUTERS AND PHONE

This is where things can get confusing.

Your user name:

“Studentid#”@student.dmschools.org

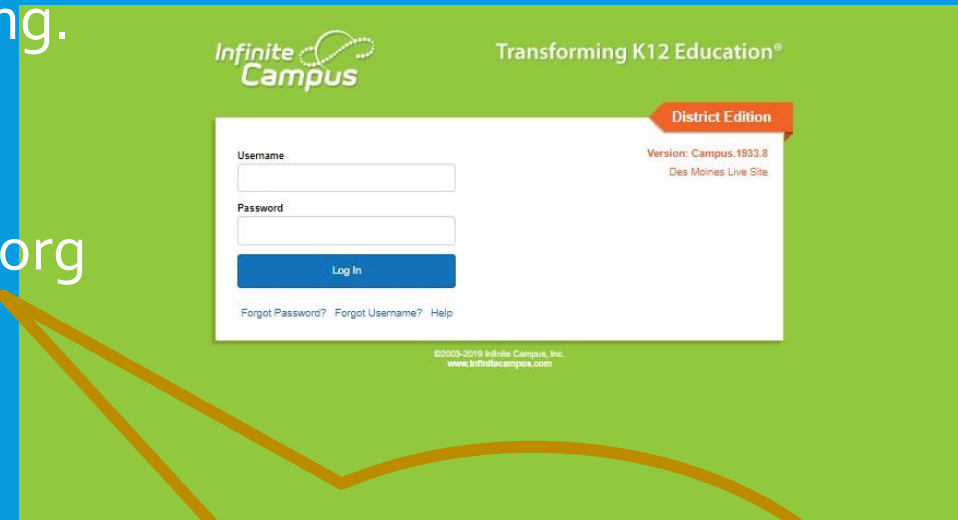
Example:

123456@student.dmschools.org

Your password is the password you use to get on to the Des Moines school computers.

\*\*most are your birthdate\*\*

mmddyyyy



It is important to learn this username. This user name will be the one to use from any device that is not a DMPS computer.

# YOUR INFINITE CAMPUS PAGE! (THE COMPUTER)

The screenshot displays the Infinite Campus student dashboard. The top navigation bar is green and contains the Infinite Campus logo on the left, a notification bell with a red '2' on the right, and a user profile icon. A dark grey sidebar on the left lists navigation options: Today, Calendar, Assignments, Grades, Grade Book Updates, Attendance, Schedule, Responsive Schedule, Academic Plan, Fees, Reports, Message Center, and Discussions. The main content area is white and shows the date 'Today Monday, September 2, 2019'. Below the date, a student profile card displays 'Your Name' and 'Student Number' (both redacted with black boxes), followed by '19-20 Goodrell Middle' and 'Grade 08'. An orange callout box with a pointer highlights the redacted student number. Below the profile card are two sections: 'Assignments Due Today' and 'Assignments Due Tomorrow', both showing 'No assignments.' The bottom right corner of the page contains the text '2:07 PM'.

# THE PHONE APP VIEW!

The phone app view will show a similar screen to the computer view but the menu will be up in the left hand corner.

10:43

Today 09/03

Student Number

19-20 Goodrell Middle  
Grade 06

19-20 Harding Middle  
Grade 06

Assignments Due Today

No assignments.

Assignments Due Tomorrow

No assignments.

19-20 Goodrell Middle

1 (08/23 - 01/20)

DAY: TUES/FRI

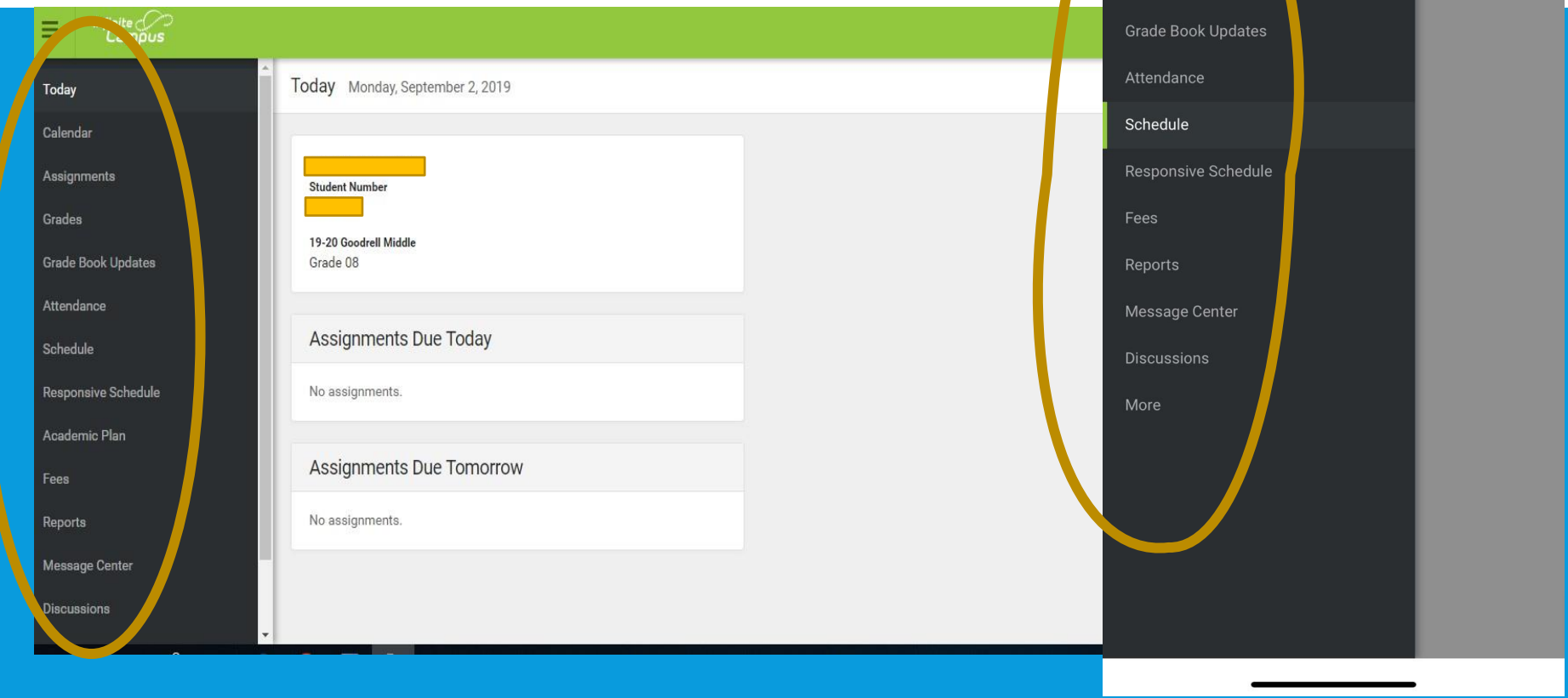
**PRIDE TIME**  
6th Advisory  
8:30 AM - 8:50 AM

Jeffries/Hartung  
Rm: 2013

01



# THE MENU



The menu allows you to look at your schedule, your grades, your assignments (if the teacher posts them) and your assessments.

# LOOKING AT YOUR SCHEDULE

**Infinite Campus**

Today

Calendar

Assignments

Grades

Grade Book Updates

Attendance

**Schedule**

Academic Plan

Fees

Documents

Message Center

More

### Schedule

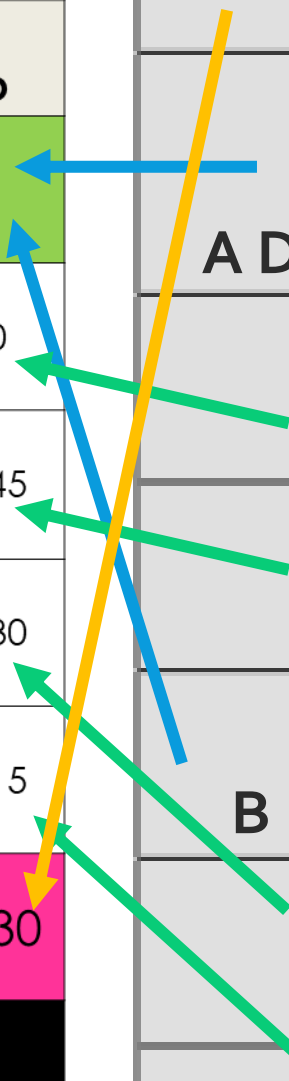
11 12

Term 11 (09/08 - 11/09)

<b>ADVISORY</b>	<b>8th Advisory</b>	Ms. Bennett Rm: -
<b>01</b>	<b>8 Math S1</b> 8:30 AM - 9:30 AM	Ms. Bennett Rm: -
<b>02</b>	<b>8 Language Arts S1</b> 9:35 AM - 10:35 AM	Mr. Hestbech Rm: -
<b>03</b>	<b>8 Physical Education S1</b> 10:40 AM - 11:10 PM	VIRTUAL - Mr. Boston Rm: -
<b>04</b>	<b>8 Science S1</b> 12:15 PM - 1:15 PM	Mr. Schyvinck Rm: -
<b>05</b>	<b>8 Business/Technology</b> 1:20 PM - 2:20 PM	VIRTUAL - Mr. Schimmer Rm: -
<b>06</b>	<b>8 Early US History S1</b>	Mr. Schyvinck -

6th		
	LIVE	Small Group
EC A/B	8:30-8:45	8:45-9:15
Core 1	9:15-9:30	9:30-10:00
Core 2	10:00-10:15	10:15-10:45
Core 3	10:45-11:00	11:00-11:30
Core 4	11:30-11:45	11:45-12:15
Pack Meeting 12:15-12:30		
Lunch 12:30-1:00		
Timberwolf Time 1:00-3:45		

ADVISORY	MIS651-4 6th Advisory Mr. Rudd
01 A Day EC	08:30 AM-09:30 AM ART600-111 6 Art Mrs. Strait - VIRTUAL Rm: 205
02	09:35 AM-10:35 AM LA601-7 6 Language Arts S1 Mr. Rudd
03	10:40 AM-12:10 PM MTH601-8 6 Math S1 Ms. Shindelar
04 B Day EC	12:15 PM-01:15 PM PHY601-6 6 Physical Education S1 Mr. Evans- VIRTUAL
05	01:20 PM-02:20 PM SCI601-9 6 Science S1 Mr. Alger
06	02:25 PM-03:25 PM SOC601-10 6 Global Studies S1 Ms. Kopf

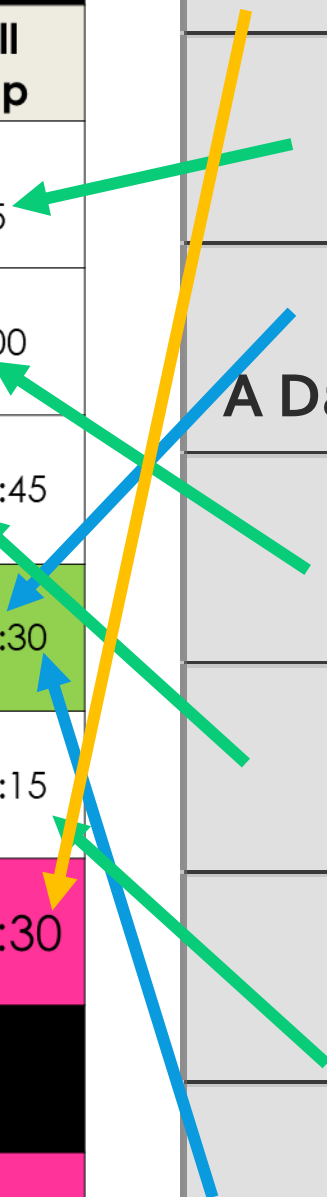


7th		
	LIVE	Small Group
Core 1	8:30-8:45	8:45-9:15
Core 2	9:15-9:30	9:30-10:00
Block 3	10:00-10:15	10:15-10:45
EC A/B	10:45-11:00	11:00-11:30
Core 4	11:30-11:45	11:45-12:15
Pack Meeting 12:15-12:30		
Lunch 12:30-1:00		
Timberwolf Time 1:00-3:45		

ADVISORY	MIS751-5 7th Advisory FALK, DEVYN L Rm: 250
01	08:30 AM-09:30 AM MTH701-1 7 Math S1 Ms. Falk Rm: 250
02	09:35 AM-10:35 AM PHY701-7 7 Physical Education S1 Ms. Penquite Rm: WEIGHT RM
03	10:40 AM-12:10 PM LA701-2 7 Language Arts S1 Ms. Daugherty-Rudd Rm: 249
04	12:15 PM-01:15 PM SOC701-3 7 Global Studies S1 Ms. Nahno-Kerchee Rm: 251
05	01:20 PM-02:20 PM SCI701-4 7 Science S1 Ms. Hutchins Rm: 252
06	02:25 PM-03:25 PM BUS700-116 7 Business/Technology Mr. Schimmer Rm: 227

A Day EC

B Day EC

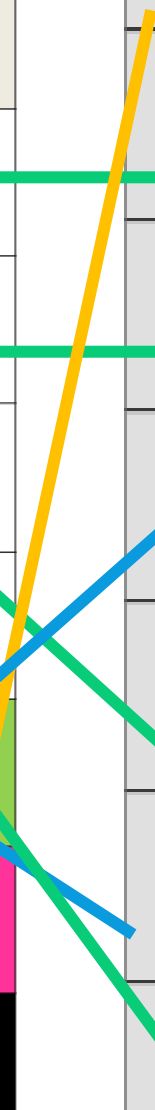


<b>8th</b>		
	<b>LIVE</b>	<b>Small Group</b>
<b>Core 1</b>	8:30-8:45	8:45-9:15
<b>Core 2</b>	9:15-9:30	9:30-10:00
<b>Core 3</b>	10:00-10:15	10:15-10:45
<b>Core 4</b>	10:45-11:00	11:00-11:30
<b>EC A/B</b>	11:30-11:45	11:45-12:15
<b>Pack Meeting 12:15-12:30</b>		
<b>Lunch 12:30-1:00</b>		
<b>Timberwolf Time 1:00-3:45</b>		

<b>ADVISORY</b>	<b>MIS851-6 8th Advisory</b> Ms. Leonard Rm: 131
<b>01</b>	08:30 AM-09:30 AM <b>SCI801-1 8 Science S1</b> Ms. Leonard Rm: 131
<b>02</b>	09:35 AM-10:35 AM <b>SOC801-2 8 Early US History S1</b> Mr. Rasmussen Rm: 130
<b>03</b>	10:40 AM-12:10 PM <b>PHY801-9 8 Physical Education S1</b> Ms. Penquite Rm: WEIGHT RM
<b>04</b>	12:15 PM-01:15 PM <b>MTH801-3 8 Math S1</b> Ms. Kacer Rm: 129
<b>05</b>	01:20 PM-02:20 PM <b>MIS800-2 Health</b> ROSEWALL-SEVEDGE, HEATHER C Rm: 111
<b>06</b>	02:25 PM-03:25 PM <b>LA801-4 8 Language Arts S1</b> Mr. Shirbroun Rm: 127
<b>ACTIVITIES</b>	<b>BND801-1112 8 Band S1</b> Mr. Beyer

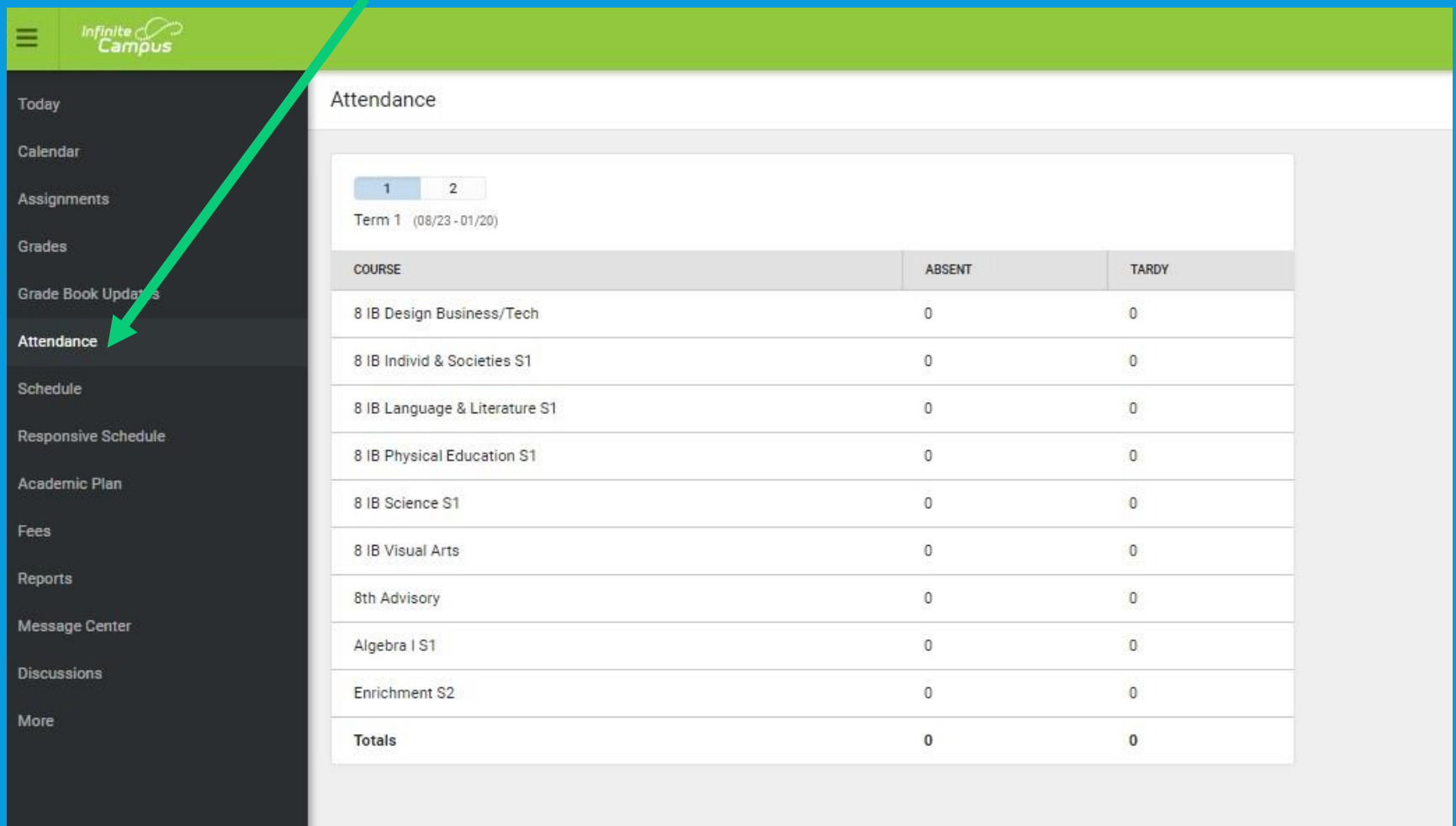
**A Day EC**

**B Day EC**



# LOOKING AT YOUR ATTENDANCE

This is a running record of all your tardies and absences throughout the year.

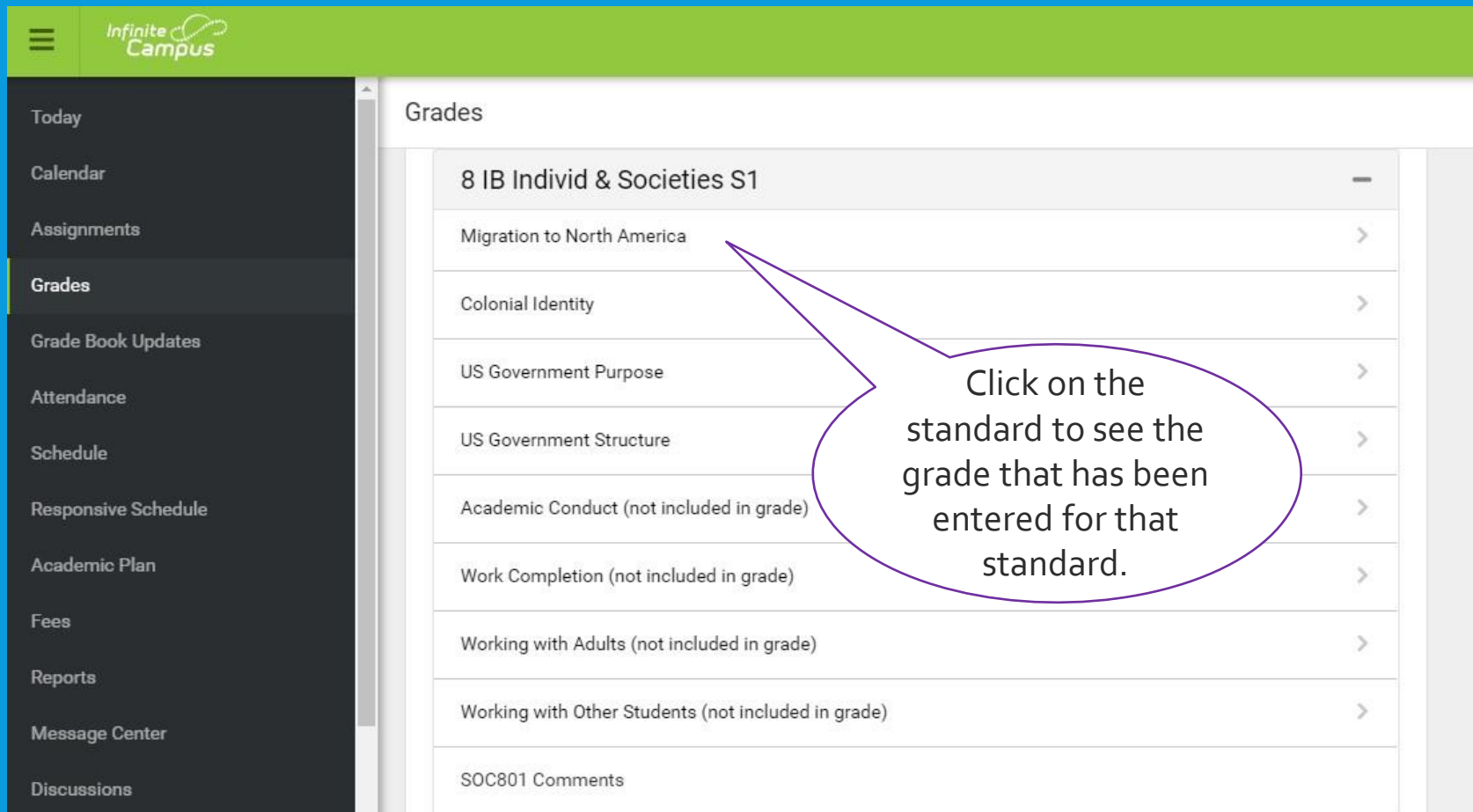


The screenshot shows the Infinite Campus interface. The left sidebar contains a menu with the following items: Today, Calendar, Assignments, Grades, Grade Book Updates, Attendance (highlighted with a green arrow), Schedule, Responsive Schedule, Academic Plan, Fees, Reports, Message Center, Discussions, and More. The main content area is titled 'Attendance' and displays a table for 'Term 1 (08/23 - 01/20)'. The table has three columns: COURSE, ABSENT, and TARDY. The data shows zero absences and zero tardies for all listed courses.

COURSE	ABSENT	TARDY
8 IB Design Business/Tech	0	0
8 IB Individ & Societies S1	0	0
8 IB Language & Literature S1	0	0
8 IB Physical Education S1	0	0
8 IB Science S1	0	0
8 IB Visual Arts	0	0
8th Advisory	0	0
Algebra I S1	0	0
Enrichment S2	0	0
<b>Totals</b>	<b>0</b>	<b>0</b>

# LOOKING AT YOUR GRADES...

Once you have clicked grades, you can find a course. Each standard will be listed under the course.



The screenshot shows the Infinite Campus interface. On the left is a dark sidebar with a menu containing: Today, Calendar, Assignments, **Grades**, Grade Book Updates, Attendance, Schedule, Responsive Schedule, Academic Plan, Fees, Reports, Message Center, and Discussions. The main content area is titled 'Grades' and displays a list of standards for the course '8 IB Individ & Societies S1'. The standards listed are: Migration to North America, Colonial Identity, US Government Purpose, US Government Structure, Academic Conduct (not included in grade), Work Completion (not included in grade), Working with Adults (not included in grade), Working with Other Students (not included in grade), and SOC801 Comments. A purple callout bubble points to the 'Migration to North America' standard with the text: 'Click on the standard to see the grade that has been entered for that standard.'

Course	Standard	Action
8 IB Individ & Societies S1	Migration to North America	>
	Colonial Identity	>
	US Government Purpose	>
	US Government Structure	>
	Academic Conduct (not included in grade)	>
	Work Completion (not included in grade)	>
	Working with Adults (not included in grade)	>
	Working with Other Students (not included in grade)	>
	SOC801 Comments	

# GREAT JOB!!

Now you can access Infinite Campus to:

- Check your schedule for the day
- Look at your daily attendance
- Check your grades