

Using Verizon Device as a Hotspot

You may need to charge device first.

Power on the Device-The power button is on the top. You need to press down hard to start it.



The screen will say "Ellipsis Jetpack" as it is booting up:



Two more screens will come up during startup:



Once the device is on, your screen will show the battery life and Verizon LG LTE.

IMPORTANT NOTE: As an battery-savings feature, the screen will go turn off, but you can gently touch the power button to activate the screen again.



To see the name and password of your hotspot connection, gently push the power button to cycle to the screen that has that information. You may need to press several times.



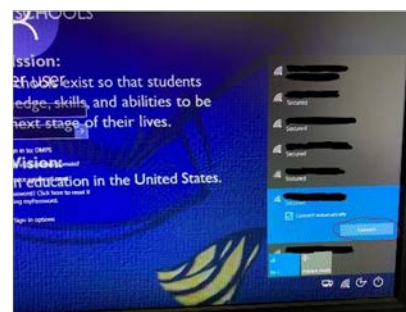
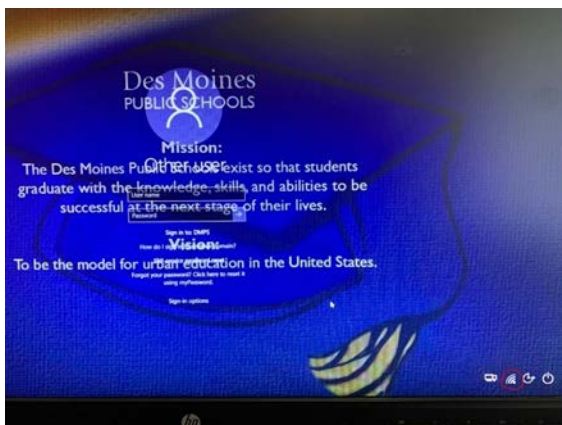
Eventually, you will see a screen that says “Wi-Fi Name” and below that will be the name of the Wi-Fi hotspot that you will connect to with your computer. The name of the Wi-Fi will start with “Ellipsis Jetpack, followed by a number:




Connecting your District Computer to your Verizon Hotspot

Be sure your Verizon Hotspot is powered on and the hotspot is enabled (previous steps above).

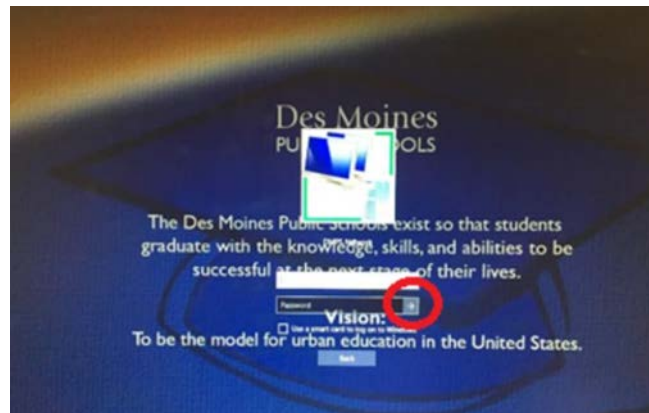
1. Power on the computer, then press CTRL-ALT-DEL to get to logon screen. Once at screen click the WiFi icon (circled below)
2. Choose the name of your network (this is what you see above), then click “Connect” and enter your WiFi password or key. If entered properly, it should connect to your WiFi.



3. To log onto the computer for the first time, click the icon that looks like two computer screens (circled below)



4. Enter your email address and your password then click the arrow next to your password (circled below). This should allow you to validate your account onto the Des Moines Public Schools network for future logons.



Connecting Personal Devices

If you are using your personal device to connect to your Verizon hotspot, you will need to follow your normal procedure for connecting to Wi-Fi, connecting to the Verizon hotspot name mentioned in the setup above.